

External Factors Impacting on Treasury during 2019/20

A summary of the external factors in 2019-20 is provided by the council's treasury advisor, Arlingclose Ltd, and is detailed below.

Economic background; The UK's exit from the European Union and future trading arrangements, had remained one of major influences on the UK economy and sentiment during 2019/20. The 29th March 2019 Brexit deadline was extended to 12th April, then to 31st October and finally to 31st January 2020. Politics played a major role in financial markets over the period as the UK's tenuous progress negotiating its exit from the European Union together with its future trading arrangements drove volatility, particularly in foreign exchange markets. The outcome of December's General Election removed a lot of the uncertainty and looked set to provide a 'bounce' to confidence and activity.

The headline rate of UK Consumer Price Inflation UK Consumer Price Inflation fell to 1.7% y/y in February, below the Bank of England's target of 2%. Labour market data remained positive. The ILO unemployment rate was 3.9% in the three months to January 2020 while the employment rate hit a record high of 76.5%. The average annual growth rate for pay excluding bonuses was 3.1% in January 2020 and the same when bonuses were included, providing some evidence that a shortage of labour had been supporting wages.

GDP growth in Q4 2019 was reported as flat by the Office for National Statistics and service sector growth slowed and production and construction activity contracted on the back of what at the time were concerns over the impact of global trade tensions on economic activity. The annual rate of GDP growth remained below-trend at 1.1%.

Then coronavirus swiftly changed everything. COVID-19, which had first appeared in China in December 2019, started spreading across the globe causing plummeting sentiment and falls in financial markets not seen since the Global Financial Crisis as part of a flight to quality into sovereign debt and other perceived 'safe' assets.

In response to the spread of the virus and sharp increase in those infected, the government enforced lockdowns, central banks and governments around the world cut interest rates and introduced massive stimulus packages in an attempt to reduce some of the negative economic impact to domestic and global growth.

The Bank of England, which had held policy rates steady at 0.75% through most of 2019/20, moved in March to cut rates to 0.25% from 0.75% and then swiftly thereafter brought them down further to the record low of 0.1%. In conjunction with these cuts, the UK government introduced a number of measures to help businesses and households impacted by a series of ever-tightening social restrictions, culminating in pretty much the entire lockdown of the UK.

The US economy grew at an annualised rate of 2.1% in Q4 2019. After escalating trade wars and a protracted standoff, the signing of Phase 1 of the trade agreement between the US and China in January was initially positive for both economies, but COVID-19 severely impacted sentiment and production in both countries. Against a slowing economic outlook, the US Federal Reserve began cutting rates in August. Following a series of five cuts, the largest of which were in March 2020, the Fed Funds rate fell from of 2.5% to range of 0% - 0.25%. The US government also unleashed a raft of COVID-19 related measures and support for its economy including a \$2 trillion fiscal stimulus package. With interest rates already on (or below) the floor, the European Central Bank held its base rate at 0% and deposit rate at -0.5%.

Financial markets: Financial markets sold off sharply as the impact from the coronavirus worsened. After starting positively in 2020, the FTSE 100 fell over 30% at its worst point with stock markets in other countries seeing similar huge falls. In March sterling touch its lowest level against the dollar since 1985. The measures implemented by central banks and governments helped restore some confidence and financial markets have rebounded in recent weeks but remain extremely volatile. The flight to quality caused gilts yields to fall substantially. The 5-year benchmark falling from 0.75% in April 2019 to 0.26% on 31st March. The 10-year benchmark yield fell from 1% to 0.4%, the 20-year benchmark yield from 1.47% to 0.76% over the same period. 1-month, 3-month and 12-month bid rates averaged 0.61%, 0.72% and 0.88% respectively over the period.

Since the start of the calendar 2020, the yield on 2-year US treasuries had fallen from 1.573% to 0.20% and from 1.877% to 0.61% for 10-year treasuries. German bund yields remain negative.

Credit review: In Q4 2019 Fitch affirmed the UK's AA sovereign rating, removed it from Rating Watch Negative (RWN) and assigned a negative outlook. Fitch then affirmed UK banks' long-term ratings, removed the RWN and assigned a stable outlook. Standard & Poor's also affirmed the UK sovereign AA rating and revised the outlook to stable from negative. The Bank of England announced its latest stress tests results for the main seven UK banking groups. All seven passed on both a common equity Tier 1 (CET1) ratio and a leverage ratio basis. Under the test scenario the banks' aggregate level of CET1 capital would remain twice their level before the 2008 financial crisis.

After remaining flat in January and February and between a range of 30-55bps, Credit Default Swap spreads rose sharply in March as the potential impact of the coronavirus on bank balance sheets gave cause for concern. Spreads declined in late March and through to mid-April but remain above their initial 2020 levels. NatWest Markets Plc (non-ringfenced) remains the highest at 128bps and National Westminster Bank Plc (ringfenced) still the lowest at 56bps. The other main UK banks are between 65bps and 123bps, with the latter being the thinly traded and volatile Santander UK CDS.

While the UK and Non-UK banks on the Arlingclose counterparty list remain in a strong and well-capitalised position, the duration advice on all these banks was cut to 35 days in mid-March.

Fitch downgraded the UK sovereign rating to AA- in March which was followed by a number of actions on UK and Non-UK banks. This included revising the outlook on all banks on the counterparty list to negative, with the exception of Barclays Bank, Rabobank, Handelsbanken and Nordea Bank which were placed on Rating Watch Negative, as well as cutting Close Brothers long-term rating to A-. Having revised their outlooks to negative, Fitch upgraded the long-term ratings on Canadian and German banks but downgraded the long-term ratings for Australian banks. HSBC Bank and HSBC UK Bank, however, had their long-term ratings increased by Fitch to AA-.

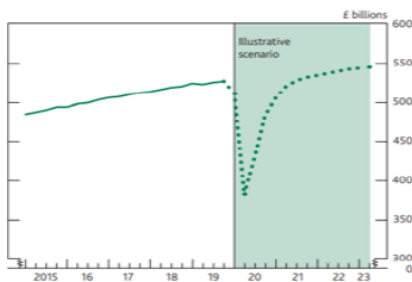
Outlook for 2020/21: The medium-term global economic outlook is exceedingly weak. While containment measures taken by national governments in response to coronavirus (COVID-19) are being eased, it is likely to be sometime before demand recovers to pre-crisis levels due to rises in unemployment, the on-going need for virus control measures and the impact on consumer/business confidence.

The global central bank and government responses have been significant and will act to support the recovery when it occurs, by keeping financial conditions stable and many businesses solvent/employees employed than would otherwise have been the case. The economic bounce in the second half of the year will be significant, as businesses currently dormant begin production/supply services once more.

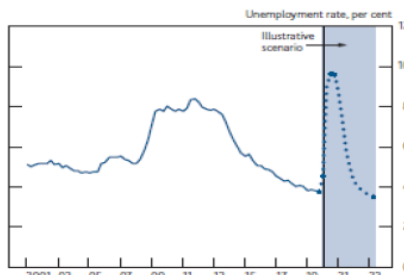
However, the scale of the economic shock to demand and the probable on-going social distancing measures necessary before a vaccine is produced will mean that the subsequent pace of recovery is limited. Early signs of this are evident in the Chinese data, although the impact may be even more

BoE Monetary Policy Report - May 2020

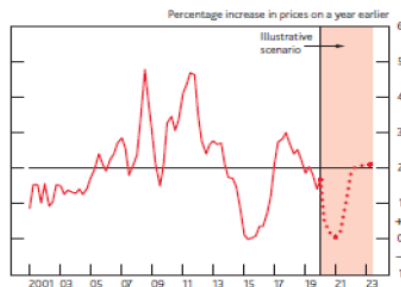
Outlook for UK GDP



Outlook for UK Unemployment



Outlook for UK CPI inflation



The Bank of England has taken the unusual step of not producing the regular fan charts for GDP growth and CPI inflation, presumably because the level of uncertainty over the future path for both measures is so great no reliance can be placed on the output from the normal economic model. Instead it has produced an illustrative scenario for GDP, unemployment and inflation which is based on a set of stylised assumptions about the pandemic, the responses of economic players, the prevailing levels of asset prices and the market path for interest rates.

May 2020 Scenario: After falling sharply in H1 2020, GDP picks up relatively rapidly in 2020 H2 in the scenario, although it takes some time to recover towards its previous path. The Bank of England notes that the risks to this scenario lie to the downside. Unemployment is expected to rise sharply in H1 2020 and is expected to fall in H1 2021 before returning to pre-coronavirus levels in 2022. CPI Inflation is predicted to drop to 0 in H2 2020 before rising throughout 2021 to reach the 2% target in 2023.

Charts show the Arlingclose central case along with upside and downside risks: Arlingclose judges that the risk around the Bank Rate forecast is weighted to the downside. The risks for the gilt yield forecasts are broadly balanced.

PWLB Certainty Rate (Maturity Loans) = Gilt yield + 1.80%
 PWLB HRA Rate (Maturity Loans) = Gilt yield + 0.80%
 PWLB Infrastructure Rate (Maturity Loans) = Gilt yield + 0.60%

